

2008 Camp Foley Parent Guide

Quick Reminder Checklist

By May 1 or (Just registering? ASAP please.)

- Final payment made
- Return the **Canteen Authorization Form** (Spring Mailing)
- Return the **Travel & Contact Information** (Spring Mailing)
- Return the **Health Form** (February Mailing or with acknowledgement of registration)
- Return the **Paintball Permission and Release Form** (Spring Mailing)
Form required of all campers wishing to participate in this optional program. Insurance mandates that one must be at least 10 years old to participate. Not offered in the Introduction to Camping Session.
- Return the **Superior Backpacking Trip Participant Agreement** if wanting to participate.
Form required of campers 13 years of age or older choosing to do this trip. (Spring Mailing or with acknowledgement of registration).
- Return the **Camp Foley Pillow Order Form** if you would like to order a pillow to be on your camper's bed on arrival day (spring mailing)



Before Camp

- Read Parent Guide and discuss appropriate topics with your camper, i.e. **Living in a Camp Community, Dress Codes, Cabin Placement**, etc.
- Discuss **Goals** for camp with your camper
- Communicate pertinent information about your camper to Camp Foley including any health or social concerns regarding your camper
- Mark all clothing and equipment when packing with name of camper
- Write a **welcoming letter** to your child, mail in advance
- Send paper receipt of paid Unaccompanied Minor from airlines if using this service

Contacting Camp

If you have any questions or concerns, please contact us. If calling, it is best to reach us between 8:30 AM. and 5:00 PM.

If we are out of the office, messages can be left on the answering machine.

Phone: 218-543-6161

Fax: 218-543-4269

Email: fun@campfoley.com

Mailing Address:

9303 Father Foley Drive
Pine River, MN 56474

Send Your Camper Mail!

Mailing Address

[*Camper's Name*]

[*Camper's Group**]

Camp Foley

9303 Father Foley Drive

Pine River, MN 56474

Camper Email

To: campers@campfoley.com

Subject: "*Camper's Name & Group**"

*Campers are assigned to groups according to the grade they are entering in the **fall**.

Fox Group: 2nd - 5th graders

Coyote Group: 6th - 7th graders

Wolf Group: 8th - 11th graders

Living in a Camp Community

Our Mission

*The mission of Camp Foley is to partner with parents to develop confident, responsible and respectful youth who gain skills and have fun through a **quality** camp experience in a youth centered community.*

Skill development, supportive relationships, meaningful involvement, character growth, and a natural and safe environment are elements of a quality camp experience. Our mission drives us in decisions of programming, policy, and expectations of campers and staff members.

Foley's Code of Living

***All campers & counselors are called to be persons of strong character & to uphold this code.**

1. Each person generates caring by reaching out to campers and staff in a compassionate and considerate way. **Caring**
2. Each person willingly fulfills the tasks he or she has chosen, accepted or been assigned. **Responsibility**
3. Each person accepts responsibility for his or her behavior and personal property. **Responsibility**
4. Each person plays by the rules and treats others fairly. **Fairness**
5. Each person is honest, reliable, loyal, and performs with integrity. **Trustworthiness**
6. Each person becomes a "good neighbor" to others and our environment beyond the boundaries of our camp community through their actions or deeds. **Citizenship**
7. Each person respects authority and law. **Citizenship**
8. Each person resolves disagreements and responds to insults peacefully. **Respect**
9. Each person follows the Platinum Rule: Treat others the way *they* want to be treated. **Respect**
10. Each person treats property respectfully. **Respect**

Setting Goals

Campers set activity and character goals while they are at camp. Take a few minutes to discuss some of the activity skills that you would like your camper to learn and some character traits that he/she could work on while at camp.

Behavior (As Stated in our Enrollment Agreement)

Camp Foley has the right to dismiss any camper whose behavior, attitude or action, is in our judgment, contrary to the best interests of our camp community. This includes but is not limited to: raids or pranks causing bodily harm, embarrassment, or destruction of property, excessive fighting, harassment, bullying, cults, or for other conduct that is ruining another camper's experience or is harmful to camp. It is understood and agreed, by camp and parents, that possession or use of tobacco, alcohol, or controlled substances while enrolled in camp will bring immediate dismissal. Possession of a weapon may bring immediate

dismissal. Camp Foley will, if necessary, search for, confiscate, and dispose of any items that violate camp policy or are used in inappropriate ways.

Other Behavior Policies

1. Camp encourages campers to take respectful pictures while at camp. Video cameras will have limitations if brought to camp to protect the privacy of others.
2. Foul language and improper conversations are discouraged and considered disrespectful.
3. Campers are expected to comply with requests and directions that ensure the health, safety, and welfare of everyone at Camp Foley.
4. Camp Foley does not tolerate emotional or physical abuse or the threat of such abuse of one person by another and may be grounds for dismissal.
5. Mental, emotional, social, and/or physical behavior that affects a camper's ability to participate in the program or that significantly disrupts the program experience for others may constitute grounds for dismissal. Parents are required to give us this information.

Personal Property

(As Stated in our Enrollment Agreement)

Camp Foley assumes no liability for loss or damage to camper's personal property or for injury incurred as a result of use of personal property. Foley discourages all borrowing and lending among anyone living or working in camp. Campers may never use "special personal equipment" owned by other campers or staff such as: watercraft, skis, musical instruments, aquatic equipment, or other items that are associated with specific risks (health, financial, accidents, etc.). Any money or valuables in the camper's possession upon arrival at camp may be deposited at the office for safe keeping. The camp assumes no responsibility for funds or valuables not so deposited.

Camp Property (As Stated in our Enrollment Agreement)

Campers will be held responsible for damage of property/equipment caused by their negligence and may be charged accordingly for repairs or replacements.

Photo/Personal Information Release

(As Stated in our Enrollment Agreement)

A list of names, addresses, phone numbers, and emails of campers and staff may be distributed for camper's use. Parent permission is assumed for use of any pictures or videos of campers used in camp promotion, on our website, in the memory photo's, and for fun mailings throughout the year. Upon request, your child can be excluded.

Gratuities

Camp personnel are not to accept any gratuities. Parents wishing to thank or honor a staff member can make a tax-deductible contribution to our scholarship fund. Make checks payable to "ACA Scholarship Fund".

Living in a Camp Community (cont)

Cabin Placement (As Stated in our Enrollment Agreement)

We strive to create cabins of campers that set the stage in forming the “cabin family.” Cabin placements are made based on age and/or school grade, diversity in geographic homes, similar interests, and camping experiences. **Mutual requests for cabin mates can be arranged if two campers both request *only* each other.** It is impossible to guarantee placement with several campers or a group of campers. If a younger camper requests to be with an older camper, there is a strong possibility that the older camper would have to drop down and be in a cabin with the younger grade. **If a request is not mutual, Foley will assign campers to their cabins without considering their requests.** *Mutual requests need to be into our office two weeks prior to the start of the session.*

Unplugged - Disconnect

A goal of Camp Foley is for our young people to slow down, listen, tune-in, and connect with others and our environment. We disconnect from cell phones, computers, electronic games, and have set times (rest period and before bed) when one can listen to individual music devices.

Spirituality

In keeping with Christian traditions and values, spirituality continues to be part of our camp program. Our campers come from many faith backgrounds and we respect individual beliefs. During camp, readings and devotionals are shared in cabin groups that reflect ideas on topics such as community, friendship, trust, and respect for others and the environment. Fun graces are sung before each meal. On Saturday evenings, the entire camp community gathers for either a Catholic Mass in the camp chapel or a nondenominational service outside.

Tripping Program

Campers, age 11 and older, can sign up for biking, canoeing, or base camp trips of three days when they arrive at camp. Camping trips are taken to local state parks, rivers, state land, or offsite property that camp owns and campers may be transported via van for these trips. Campers age 13 and older can pre-register for the Lake Superior Trail Backpack Trip. Preregistration is required by June 1 as we need 8 pre-registered campers for this trip to depart. Please contact camp if you would like more information about these trips.

Foley Safety and Endurance Swim Check

Swimming lessons are strongly encouraged for campers until they can pass the “Foley Safety and Endurance Swim Check”. This includes: properly putting on own lifejacket, jumping into deep water wearing lifejacket, comfortably swimming 25 yards wearing lifejacket, jumping into deep water without a lifejacket on, treading water for 5 minutes, and confidently swimming 50 yards using the front crawl or breaststroke. **Endurance and confidence are key factors.** We encourage parents of new campers to send copies of certifications to the camp office before arrival. This information will be taken into consideration when evaluating the individual camper.

First Day of Camp

You're anxious. Your stomach has butterflies for your child and your head is swamped with questions. Will my child make a friend? Who will be my child's counselors? When does he or she get to pick their activities? When do they eat?!? WOW! You sound just like the rest of our Foley parents!

What happens on arrival day?

First, they receive a warm Foley welcome and will meet their cabin counselors and cabin mates. Then it is off to their cabins where they will find their assigned bunk and start unpacking. Throughout the afternoon, they will move around camp with their cabin group touring camp, meeting the camp nurse, taking the Foley Safety and Endurance Swim Check, playing games, and signing up for activities and trips, all before dinner at 6:00 PM!

What happens after the campers eat?

Everyone is off with their cabin groups to learn more about each other, play games, and finish settling in. After that, it's the Opening Campfire! It is a fun time as our counselors entertain campers with funny skits and tricks and goofy songs. Next, it is back to their cabins where our younger cabins will have lights out at 9:30 PM and the older cabins are soon to follow at 10:00 PM.

Camp Meals

Campers enjoy three balanced meals served family style each day. Foley strives to give campers some choices at every meal like a fruit bowl, going to the salad bar, etc. in addition to the food served at the table. *Please indicate special dietary needs, including allergies or other concerns, on the camper health form.*

Birthdays

The birthday child is recognized by songs, signs, festivities, and a cake! Parents can call to wish their child a happy birthday - please make one call at meal times: 8:15 AM, 12:15 PM, 6:00 PM. One birthday package and cards may be sent to your camper. Mark as such and we will hold cards and the package until that day. You may send a surprise package containing balloons, crepe paper, and party favors for the counselor to decorate the cabin and to add to the cabin birthday party. Mark the outside as such. Please do not send food or confections. Flowers and balloons can be delivered by G&S Plants at 1-800- 325-2802.

Living in a Camp Community (cont)

Dress Code

It is our hope that campers will dress appropriately for the active, outdoor, multiage, coed camp environment. Dress for camp! Foley attempts to minimize peer pressure and feels a “natural look” compliments a camp setting. **Safety is also a concern.**

The following guidelines will be enforced:

- ☺ Midriff (belly button) covered – includes swimsuits for girls
- ☺ “Cheeks” covered in shorts and skirts
- ☺ Pants should be secured to allow running, stooping, etc., without holding on to them or boxers showing
- ☺ Shirts and swimsuit tops must have two sleeves or straps
- ☺ Cleavage covered
- ☺ Clothing must not advertise alcohol, tobacco, profanity, sexual issues, or have suggestive slogans
- ☺ Dangling earrings are not allowed at activities due to safety considerations. However, small post earrings, 1/4" diameter or less, are allowed
- ☺ Campers' appearance of themselves and their belongings will remain the same at camp – this includes cutting hair, piercing ears, or cutting clothing while at camp
- ☺ Lifejackets will be worn when in a watercraft
- ☺ Tennis shoes for games on fields and courts, climbing, biking, etc.
- ☺ Flip flops and slider-type sandals will not qualify for watercraft shoes, camping trips, etc. They will be limited for use in showers, walking to swimming, dining, etc.

The Leave It at Home List

- ☺ Cell phones, Hand-held electronic games, DVD players, PDAs, Laptops, and other sophisticated electronics. We recognize that some campers may want these for travel. **We urge parents to help support the independence of their children and our camp program by ensuring your camper turns their cell phone in to the camp office upon arrival.**
- ☺ Make-up, curling irons, blow dryers, hair straighteners, etc. We are aiming for a natural, simplistic look at camp.
- ☺ Fans, electric blankets, plug in lights, etc., as the outlets in the cabins can not support every camper having these items.
- ☺ Animals
- ☺ Fireworks and Weapons (including firearms, bows & arrows, martial arts weapons, paintball markers, and knives of all kind).
- ☺ Items not adhering to the Dress Code (see above).
- ☺ Food, candy, bottled water, gum, etc. **These items will be discarded or donated to the local food shelf.**

Mark Clothing!

All articles of clothing and personal items must be marked! Sewn on name tapes or marking clothing with a permanent marker is suggested. *Name tapes can be ordered from Sterling Name Tape Co. by calling 1-800-654-5210.


Lost & Found

We do our best to identify and return lost and found items daily throughout the summer. Writing your camper's name on all items prior to your camper's arrival will help in this process! If you discover something is missing upon your camper's return home, please call camp as soon as possible. In September, we donate all unclaimed items to local charities.

Canteen or Camp Store

The canteen carries limited items for campers to purchase. The “Canteen Authorization Form” (authorizes the amount camper can spend) must be on file for your child to purchase items. This form also lists the prices of many items. You can go to the “Camp Store” link on our web site to look at many of the items.

Our on-line store will temporarily close on June 1 for the busy summer season. It will be re-opened in October for your shopping pleasure.



Health & Medical

Foley's Health Service

A Nurse oversees our Health Center, provides general care, and distributes medications. Our camp nurse reviews the medical needs of the campers prior to their arrival. Camp is 15 minutes away from a clinic and about 45 minutes away from a hospital if additional care is needed. Travel, clinic or hospital fees, prescriptions, or special medications is billed to the parents.

If your child is in the Health Center for a period of 6 hours or more or overnight, we will contact you. In an emergency, we will do our best to keep you posted from the clinic or hospital and attempt to arrange for the physician to visit directly with you.

Medication

All medications must be kept in the Health Center and will be administered under the direction of our camp nurse. Medication must be clearly labeled with the camper's name, the physician's instructions, the name of the medication, and the dosage. *The instructions and dosage on the container must match any parent or physician notes made on the health form.*

Please send only *essential medications*. Could the vitamins or supplements be skipped? If brought, these are not allowed in the cabins. *If an over-the-counter medication is taken daily or nearly daily, for reasons other described on the label, or you are brand*

specific, please send this medication with signed directions from the child's physician. Our Health Center is stocked with the usual over-the-counter medications listed on the Health Form and will dispense as outlined in our Standing Orders.

Health Form

The **Camp Foley Camper Health Form** was sent to you in February or when acknowledging your camper's registration. If this form has been misplaced, please contact us for a new form or download it off our web site. *It is mandatory that all parts of this form are properly completed and signed.* A copy of the **medical insurance card** (both front and back sides) must be sent, as it is requested by clinics and hospitals before treating.

A camper not having a health form **will be restricted from their activities** until it is completed. Our camp nurse reviews the medical needs of the campers prior to their arrival. **Please notify camp, in writing, of any changes on the Health Form.**

Health Challenges in Minnesota's North Woods

As with any geographic location, there are certain risks that campers are exposed to that are associated with location and the out of doors. **Foley is being proactive in minimizing the risks through education and in our main camp environment.**

By clearing brush, raking the grounds, widening trails, reducing the deer population, running Mosquito Magnets, and eliminating standing water, we are decreasing the population of ticks and mosquitoes in camp. Cabins are located in areas that have been cleared of brush (to minimize tick populations) and have a nice breeze around them (to keep mosquitoes away).

Ticks: If a deer tick (the type of tick that may carry Lyme Disease) is embedded into a camper, **it is removed and documented, and parents receive written notification.** However, not all campers come to us or even find these small ticks on them. In addition to verbal reminders, posters to check for ticks are up in every cabin. Daily showers and/or swimming also help to eliminate ticks.

We do want you as a parent to be aware that your camper has been in a deer tick area. If your child develops a localized rash or flu-like symptoms - chills, fever, headache, and fatigue - you may want to contact your family physician and mention that your camper was at a camp in *Crow Wing County, Minnesota*. A Lyme disease test may be conducted. If detected in the early stages it can be treated successfully by antibiotics.

For more information: Contact the American Lyme Disease Foundation, 1-800-876-LYME (website: www.aldf.com) or contact the camp office.

Mosquitoes: Regarding the *West Nile Virus*, which is transmitted from mosquitoes, research is finding that cases are both rare and mild. Symptoms that might be seen are fever, headaches, or body aches. *For more information:* Contact the American Academy of Pediatrics, 1-847-434-4000 (website: www.aap.org) or contact the camp office.

Tick and Mosquito Packing Tips: To protect against both ticks and mosquitoes, please send light-weight pants, long-sleeve shirts, and a hat/bandana for your camper to wear when in the woods or on camping trips. When sending insect repellent containing DEET, a suggestion is to use a repellent with a DEET concentration between 15% and 30%.

Communication

Mail from Camp

In a 2 week session, you will receive a postcard written on the first Thursday and a letter written on the first Sunday of the session from your camper. *We encourage campers to write home, but if you do not hear regularly from your child, don't panic! This generally means that he or she is having fun and is doing just fine!*

If your camper is 12 years of age or younger AND attending a 2 or 4 week session, you will receive a brief report of your camper's first three days from your camper's counselor.

Regardless of the age of your camper, you will receive a final report at the end of the session from your camper's counselor if your camper is attending a 2 or 4 week session,

In the Introduction to Camp program and 1 week sessions, a brief final report is sent from the cabin counselor.

Send a Welcoming Letter & More Letters

Write a welcome letter to your child and mail it several days in advance. This letter is held until your child arrives at camp. It can be quite special to receive a letter on the first day. Newsy and cheerful letters written regularly are important! Yearning letters from home can create feelings of homesickness for your camper.

Campers prefer letters over emails!

Please No Packages!

To help us with our goals of building camp community and being environmentally conscience, we are **asking that you do not send any oversized envelopes or packages while your camper is at camp.** It is considered a package if it arrives in a box, a padded envelope, or other envelope of any size that appears to contain more than one letter. If we can, without incurring mailing costs, we will return the package to sender, or it will be donated to charity.

If it is a forgotten item, please send it to the attention of the Directors at Camp Foley. The package will be opened and items taken to the camper ASAP.

All food or candy in any mailing will be donated to the food shelf.

Parent Email

Make sure that our email address, fun@campfoley.com, is on your "safe" list or add us to your email address list to ensure that our emails arrive to you.



Sending Email

While our experience has shown that campers prefer to receive "real mail" from home, they may also receive *incoming* emails or faxes. Emails are printed once a day and delivered at mail call. Electronic greeting cards or attachments will not be printed. All emails should be sent to campers@campfoley.com with the Camper's Name and Group in the subject. Computers are not available to the campers.

Emergencies at Home

If there is a family emergency, such as a death or serious illness,

please contact Marie Schmid, the Director. She will assist you in making phone contact with your child, provide support for your child in camp and make any necessary travel arrangements.

Phone Calls

It is not advisable or generally permissible for your child to call home or for you to call him or her at camp. However, you may call with questions or concerns about your child. If necessary, we will visit with your child or their cabin counselors or check into their activities for you and return the call. You and the director may discuss whether it would be appropriate to visit directly with your child.

When Does Camp Call You?

We will call you with health-related concerns or emergencies (see **Health and Medical**). We will also call for your input in adjustment, behavior or other concerns and questions. Our goal is to form a partnership with you and create the best possible camping experience for your child. If a camper is outwardly experiencing a high degree of anxiety, due to homesickness, we will call.

Homesickness

Every child adjusts to being away from home for an extended period of time differently and experiences some degree of homesickness or missing family, friends, and familiar routines. This separation process is important to one's growth and can be a challenge for some campers. A parent can help by reassuring their child that they are loved, talking positively about independence and separation, and not promising them that they can call or come home if they are lonesome. Discuss camp in a positive way by discussing living in a cabin with peers or the activities that they may want to participate in while at camp. Parents should prepare themselves for separation. Each summer we visit with more "child-sick" parents than we do homesick campers! Always call with your concerns about your child's adjustment to camp, and be assured that we will call you if we feel it is necessary.

Weather Concerns - Check Website!

If you have concerns regarding the weather at camp or other large regional or national emergencies, please check our website (www.campfoley.com) for current updates. We will frequently update information on the home page (first page) to let you know exactly what the weather is like at camp. This is the easiest and most direct way to get this kind of information.

Contact Out of Camp Between Campers & Staff

E-mail, IM, and social networking sites, like Facebook and MySpace, can be positive ways for campers and counselors to keep in touch. To keep the Foley connection flowing, counselors and campers do exchange e-mails or IMs, addresses, phone numbers and invite each other onto their social networking sites.

Counselors are told that all exchanges should be PG and/or one that the Directors would approve. They are also aware that inappropriate exchanges can be means for dismissal if still employed at camp or may close doors for future employment.

Counselors are also instructed that when allowing underage Foley campers and alumni onto their networking sites that it should be as a limited profile – PG information. **However, parents need to take full responsibility of this exchange outside of camp.**

1. Regarding e-mails, IMs and comments anyone might make to other campers or counselors on their social networking site, we ask campers and counselors:
 - to keep what they say positive and respectful of staff and campers alike, refrain from mean and threatening comments;
 - not to use obscenities, vulgar or sexual language;
 - not to post pictures online that would embarrass or violate anyone's privacy;
 - not to pose as another camper or counselor online or spread false information about anyone;
 - not to use a website, blog, or e-mail to talk about things that are against camp policy, like using drugs, alcohol, bullying, or sexual things.

2. In the rare case where there might be any inappropriateness, our policy is to ask that it be removed and/or we call the parents of minors to express our concern. If you become aware of an issue involving our campers or staff members, please contact us and share your concerns.
3. Any camper who violates any of our policies regarding out of camp communication may not be able to come back to camp.

Camp is meant to be a fun, safe, and happy place for all of us. We need your help to keep the communication with people from camp positive and in the spirit of camp. We all need to recognize that relationships between campers and counselors are important. We recommend that you as the parent supervise your child's communication interchanges and oversee any off-season contact with our staff members and your child. **Once they leave camp, we can't take responsibility for what happens between staff and campers - only you can.**

Parent Survival Guide

How can I be an awesome camp parent?

1. Empower your camper – build confidence!
2. Trust your camper that they can survive without you – build confidence!
3. Let your camper pack for camp – it is a skill and they will know what they brought with them.
4. Expect and accept that your camper will feel a variety of emotions – excited, disappointed, included, left out, anxious, and happy.
5. Write letters (envelopes & stamps) at least 4 times in a two week session.
6. Don't clean out their room when they are at camp. Some kids hate this!
7. Take a healthy risk yourself! You can share this with your camper upon return.
8. Recognize your own feelings – empty, alone, anxious. (Don't tell your child.) Do something positive about it by calling another parent, going out on a date, or watching a movie.

Tell yourself that you can do it!

(Other parents are too!)

1. *I can electronically disconnect from my kid!*
I can do it! I can survive not hearing my child's voice while they are at camp. I know that camp will call me if necessary. I can let them be independent. *I am building confidence.*
2. *I can visually disconnect from my kid!*
I can do it! I will not see my child in person or through pictures. I can visualize my camper smiling and laughing; wearing a dirty t-shirt, and hugging their counselor. *I am building confidence.*
3. *I can emotionally disconnect from my kid!*
I can do it! I can't tell them that I miss them. I don't need to know about every decision they make or know what they are eating. *I am building confidence.*

Transportation

Air Transportation

We urge you to use Travel One, Inc. to assist you with air travel. It helps us tremendously to have our campers arriving together on the same flights – staffing to meet flights, better supervision, and travel arrangements to camp. In general, flights should arrive into the Minneapolis/St. Paul International Airport **before 9:30 AM** and depart **after 2:00 PM**. Call Amy Pagel at 1-800-245-1111 to assist you. Special discounts on Northwest Airlines are available to our camp families. Travel One, Inc. will also notify Foley directly of your travel plans or any changes that may take place.

Arriving Flights

Staff will meet the campers at the gate to assist them with their baggage and connecting them with the camp buses. When campers arrive at the airport, **they will call home** with a phone card or their own personal cell phone to assure their parents that they have been met. The cell phones will be collected after the calls have been made and kept until they arrive at the airport on departure day. Please make sure your child has the **necessary directions and number for calling**. Campers cannot call cell phones collect.

Returning Flights

On the return, staff assist campers with luggage, getting to their gate, and watching them board. Campers are supervised and enjoy having **\$10.00 - \$15.00 spending money** with them at the airport on departure day. Please send this money with your child. It is also important that your child is **not booked on the final flight of the day** to their destination city as they may not be allowed to board the plane. Please check with the airline or travel agent when booking flights and **be sure to mention that the camper will be flying “Unaccompanied Minor.”**

Unaccompanied Minor

Northwest Airlines does require children, ages 14 and under, traveling alone, to purchase “unaccompanied minor” services. Other Airlines have age requirements also. Check with the airlines. *Northwest will allow multiple children, both family and non-family members, to travel under one unaccompanied minor service.* The children must *check-in together* at the airport check-in counter AND at the gate.

*****IMPORTANT:** Please pay and fill out the appropriate forms for the trip to camp as well as the return trip. **Send the payment receipt or a copy with your child to give to the camp office** to avoid any confusion of payment on part of the airline on departure day.

When filling out the form please list:

Alli Faricy or a Camp Foley Representative
9303 Father Foley Drive
Pine River, MN 56474
218-543-6161

On the return, list all adults who have permission to pick up your child. **We strongly encourage parents to use this service.** Foley is not responsible for the camper once he/she boards the plane and strongly recommends the use of the unaccompanied minor service!

Camp Foley Charter Buses

The arrival and departure point for our special camp buses/vans will be **Our Lady of Grace Church** parking lot, 5051 Eden Avenue, Edina, MN – off of Highway 100. Snacks and lunches will be provided and are included in the bus fee. Parents are responsible for their children when they are not on the bus. Staff members travel with the campers and campers enter vehicles only under staff supervision. Seatbelts are worn at all times when riding in vehicles (except buses). Campers are to remain seated, keeping voices and movements under control and are not to extend themselves or other objects out of any windows. All Foley safety rules for riding in buses, vans, and cars are enforced.

- **To Camp:** buses depart at **10:30 AM** and begin loading at **10:00 AM** or earlier.
- **From Camp:** buses arrive at approximately **12:00 PM**.

One Week Campers

Please note there is **NO camp bus available:**

- From Camp: Tuesday, June 23rd
- To Camp: Wednesday, June 24th

See above for drop off and pick up times.

Release of minor to person other than a parent or guardian

Verbal or written communication must be received from the legal parent or guardian prior to a minor being released to a person other than the legal parent or guardian.

Last minute travel changes

If a camper does not arrive on his or her scheduled flight or at Our Lady of Grace Church parking lot in Minneapolis, a staff member calls camp. We will in turn call the parent or guardian. If a camper’s travel arrangements are changed, flight cancelled or missed, please call camp, and we will notify the appropriate staff. The buses do not depart without first checking with camp. On return flights from camp, parents are notified if any changes occur. Camp will call if a camper does not arrive into camp on arrival day.

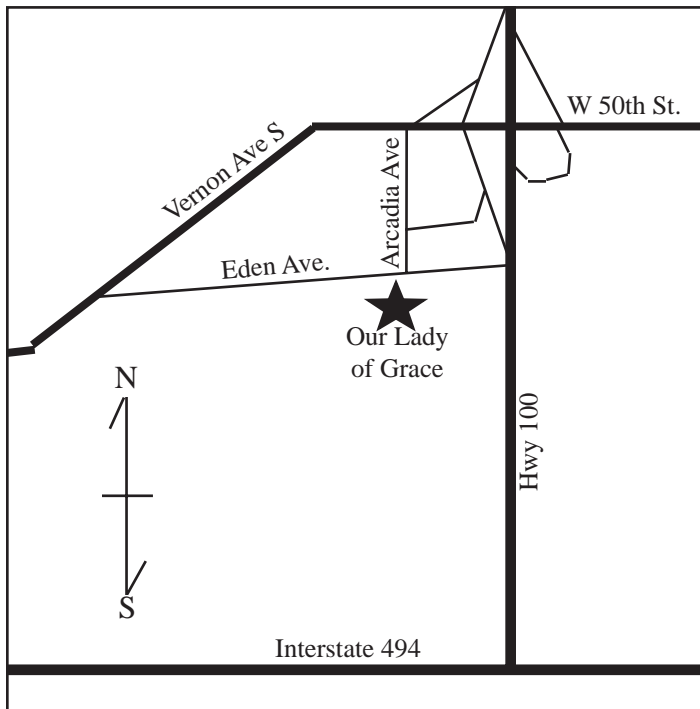
Dropping Off or Picking Up Your Child

Parents may drop campers off at camp between 1:00 – 1:30 PM on the opening day of each session. We are unable to welcome campers prior to this time as our counselors are in meetings and doing final preparations. Parents who are picking up their children should be at camp between 9:00 AM and 10:00 AM on the closing day of the session. When dropping your camper off, parents may drive into the unloading area by the dining room, and are then asked to park their cars in the parking lot before touring camp or going to the camper's cabin. On departure day, please park in the parking lot and sign the camper out before departing. Follow directions for picking up luggage.

Directions to Our Lady of Grace

From the South: Follow 494 to Hwy 100 North. Take the 50th St./Vernon Ave. exit. At the stop sign after exiting, take a right and proceed over the bridge. At the 4-way stop, OLG will be seen on your left (5051 Eden Avenue). Continue straight for a short distance. Take the first left marked "Our Lady of Grace" (small sign) into the parking lot.

From the North: Take Hwy 100 South to 50th St./Vernon Ave. exit. Go straight through the first stop light, follow sign to Eden Ave. Take left on Arcadia, the go right on Eden. Take the first left marked "Our Lady of Grace" (small sign) into the parking lot.



Map to OLG

First Year Campers

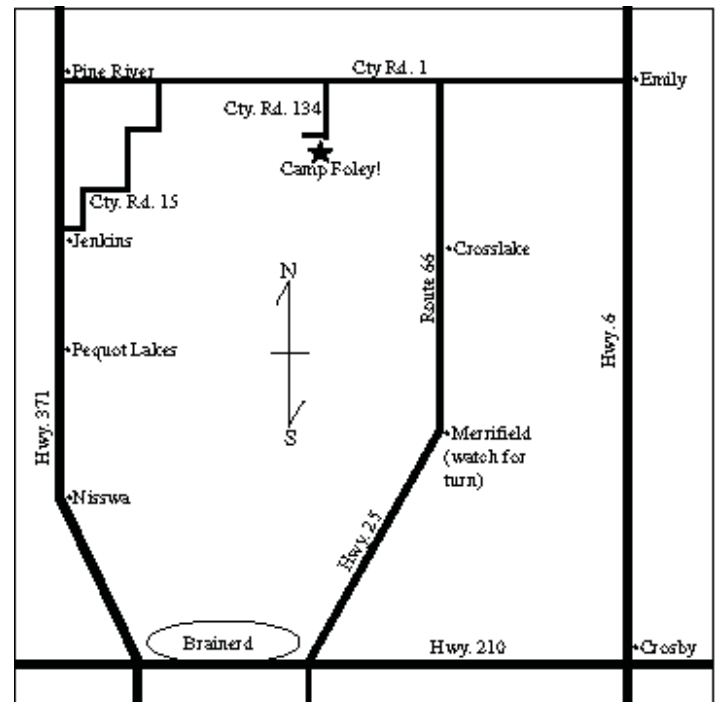
We strongly encourage first year campers to ride the bus to camp if it is an option. It aids in the camper's adjustment to camp by meeting other campers, singing camp songs, and visiting with staff about camp. It is also easier for a parent to say goodbye as the bus pulls away from the parking lot rather than walking away at camp. Hopefully your child will feel the excitement of the entire camp community as they gather outside the bus when it arrives into camp.

Directions to Camp

From Brainerd: Hwy #371 to Jenkins. Turn right on County #15 (BP gas station). Go 6 miles to County #1, turn right and go 5.4 miles to County #134, turn right and go 3 miles to camp.

From Duluth: Hwy 35W South, to Highway 210 West, to Crosby. Follow (watch signs) Highway 6 north to County #1 in Emily and go left. Go 12.2 miles to County #134, turn left and go 3 miles to camp.

From Fargo: Hwy 10 East to Detroit Lakes. Take Hwy 34 East to Park Rapids. Take Hwy 71 South to County Road 87 East (left). Follow 87 to County Road 64. Turn right (south) on 64 and follow to County Road 2. Go left (east) on 2 to Pine River. Turn right (south) on Hwy 371 for ½ block and then left at the stoplight (Barclay Ave.). Go through town, over the dam to County 1 and go right for 11 miles to Hwy 134. Go right on 134 and go 3 miles to camp.



Map to Camp

Visiting Camp

We recommend that parents visit camp on the closing day of the session only to allow for a camper to gain the most out of his/her camping experience. Visits can be disruptive to the adjustment that is taking place at camp for their child and to the other campers and staff in the camp community. We thank those parents who are adhering to this policy already.

If you feel strongly about visiting your child, plan on only *one* visit during their stay. The following guidelines will need to be followed for a visit other than the opening or closing day of the session.

- Call the camp office to schedule your visit.
- Plan your visit between 12:30 PM and 1:30 PM (Campers go to activities at 1:30 PM.)
- Park your car in the parking lot and follow the signs to the office.
- All visitors must check in and out of camp at the office.
- Due to safety concerns and as to not disturb the camp program, visiting will be limited to the area in front of the dining room. Visitors will not be allowed to go into the cabins or to the activities unless accompanied by Foley personnel.
- If you are new to Foley and would like to tour camp, we will arrange for a staff person to walk around with you.
- *It is camp policy that campers are not to be taken out of camp.* We have found that removing the child from camp for a brief period of time tends to disrupt the flow of their camping experience and of those in their cabin. Please discuss this in advance with Marie if you have some specific reason for doing this.
- Please do not bring food or care packages into camp for the campers or staff, or permit the use of cell phones at the time of your visit.
- Parental permission of the camper is needed for any visitor not accompanied by the legal parent/guardian of the camper to visit camp **and** all visitors under the age of 18 must be accompanied by their legal parent/guardian.

Tours for New Families

If you are recommending a new family to tour camp, please have them contact the camp office in advance so that we can arrange for a guide.

Where to Stay Near Camp

Camp Foley is located about 35 miles north of Brainerd, MN. Resorts on the Whitefish Chain (Foley is on Whitefish Lake) or with mailing addresses of Pine River, Crosslake, Breezy Point, Nisswa, or Brainerd are close.

For more information about where to stay in the area check out the "Parent" portion of our website, then click on "Where to Stay in the Area" on the left side of the page. You can also visit www.explorebrainerdlakes.com for more information about the entire Brainerd Lakes area.



**All of our forms may be
downloaded from our web site.
www.campfoley.com**

Foreign Campers

We welcome our foreign campers to the United States and to Camp Foley. The following is some additional information to aid parents in preparing for camp.

Flight Information

Campers flying to camp should plan their arrival into the St. Paul/Minneapolis International Airport on the day before the start of the session. Foley Staff can meet flights arriving in the late afternoon or early evening of that day. Campers will spend the night in the motel supervised by Foley staff on their arrival day and will catch the bus the following morning with the other campers. The cost of the overnight accommodation is included in the final bill. **Campers will need to have spending money for their evening meal, breakfast, and any entertainment in the evening.** Foreign campers need to depart after 2:00 PM of the closing day of their session. We strongly encourage foreign campers to fly unaccompanied minor to help with customs and transferring planes. If flying unaccompanied minor, **please make sure that the camper is not on the final flight from any city to the final destination (including connections)** as they will not allow this camper to board the plane in Minneapolis. Contact the airline to ensure they are aware that the child is flying unaccompanied minor.

Canteen /Camp Store Deposit

We suggest that you authorize your camper to spend at least \$100.00 in the camp store for the purchase of needed items or for gifts to bring home to their families. We can rent blankets, pillows, and sleeping bags to our foreign campers. Email Mary for more details (mary@campfoley.com).

Visit with your Child

English is to be spoken while in camp! Please stress the importance of speaking English to make friends and to create harmony. As much as possible, we will help the situation by limiting the number of foreign campers in the same cabin and at activities.

Email

Although we do not allow our campers to email their parents, international campers may bring one page letters for their parents to the office. We will scan and attach them to an email and send them email address we have on file for their parents.